

WEST VIRGINIA

GREENBRIER

THE OLD WHITE AT THE GREENBRIER

AUG 16-18



TOURNAMENT NOTES

August 16-18, 2024

2024 LIV GOLF LEAGUE
EVENT NUMBER

12/14

MEDIA INFORMATION

- | | |
|--------------------------------|-----------------------------|
| Online Media Hub: | LIVGolfMedia.com |
| Media Inquiries | media@livgolf.com |
| LIV Golf on social: | @livgolf_league |
| Credentials: | LIVGolfMediaCredentials.com |
| LIV Golf Comms Twitter: | @LIVGolfComms |



BASIC INFO

- When:** August 16-18, 2024
- Where:** The Old White at The Greenbrier, White Sulphur Springs, West Virginia
- Competition:** Three rounds/54 holes of stroke play
- Field:** 54 players – 13 teams of four players each, and two wild cards
- Purse:** \$25 million USD
\$20 million individual
\$5 million team
- Winner's Share:** \$4 million USD (*individual*)
\$3 million USD (*team*)
- Local Tee Time:** Shotgun Start for Rds. 1-2 at 1:15 p.m. ET; Rd. 3 at 1:05 p.m. ET

KEY STORYLINES

- LIV Golf returns to The Greenbrier resort for the second consecutive season
- Friday's opening round at The Old White course marks the 100th competition day in LIV Golf history (*for more information, please see pages 7-9*)
- Crushers GC Captain Bryson DeChambeau is the defending Greenbrier champion, and Torque GC is the defending team champion
- Just two tournaments remain in the season-long race to determine the Individual Champion and team seeds for the Team Championship
- Torque GC Captain Joaquin Niemann leads the Individual standings by 24.23 points and could wrap up the title at Greenbrier
- Crushers GC and Legion XIII are the top teams in points and could secure a top-three seed this week
- Legion XIII Captain Jon Rahm won his first LIV Golf individual title at the previous tournament, LIV Golf UK by JCB
- Rahm's Legion XIII won its league-leading fourth team title of the season in England

MR. 58 RETURNS

The last time Crushers GC Captain **Bryson DeChambeau** was at The Greenbrier, he celebrated a record-setting performance that resulted in his first individual LIV Golf title.

His 12-under 58 in the final round last year at The Old White course is the lowest round in LIV Golf history, and his 23 under winning total remains the lowest winning total of any LIV Golf champion. DeChambeau shot an amazing 61-58 on the weekend for a six-shot victory.

The 58 – which included 13 birdies and one bogey – also ties for the lowest round shot in any of the leading professional tours.

DeChambeau returns this week as the reigning U.S. Open champion, but he has yet to win a LIV Golf tournament in 2024. "I've got to win one. I need to win one," DeChambeau said. "That's my full goal."

Just two regular-season tournaments remain before the season-ending Dallas Team Championship.



HOW TO WATCH

The CW Network airs the LIV Golf League in 100% of U.S. markets

- Friday: Live on the CW App, LIV Golf Plus
- Saturday & Sunday: Live on the CW Network, the CW App and LIV Golf Plus

Broadcast in over 160 international territories live and on-demand, free of charge, via LIV Golf Plus. Available for download on iOS, Android, FireTV, and on LIVGolfPlus.com. Also airing on 12 international broadcast partners and counting.

More info: LIVGolf.com/where-to-watch



LIV GOLF GREENBRIER ROSTER

TEAM	NAME	NATIONALITY	BIRTH DATE	TURNED PRO	LIV STARTS	BEST PTS FINISH
	Abraham Ancer		2/27/91	2013	31	1st
	Richard Bland		2/3/73	1996	33	3rd
	Dean Burmester		6/2/89	2010	25	1st
	Paul Casey		7/21/77	2000	30	T2
	John Catlin		11/15/90	2013	4	T7
	Eugenio Chacarra		3/22/00	2022	32	1st
	Bryson DeChambeau		9/16/93	2016	32	1st
	Sergio Garcia		1/9/80	1999	33	1st
	Talor Gooch		11/14/91	2014	33	1st
	Branden Grace		5/20/88	2007	33	1st
	Tyrrell Hatton		10/14/91	2011	11	1st
	Lucas Herbert		12/5/95	2015	11	T6
	Sam Horsfield		10/8/96	2017	27	2nd
	Charles Howell III		6/20/79	2000	27	1st
	Dustin Johnson		6/22/84	2007	33	1st
	Matt Jones		4/19/80	2001	33	7th
	Martin Kaymer		12/28/84	2005	29	T9
	Anthony Kim		6/19/85	2006	9	T46
	Brooks Koepka		5/3/90	2012	32	1st
	Jason Kokrak		5/22/85	2008	31	T5
	Jinichiro Kozuma		7/7/94	2012	14	6th
	Anirban Lahiri		6/29/87	2007	29	2nd
	Danny Lee		7/24/90	2009	25	1st
	Marc Leishman		10/24/83	2005	30	2nd
	Adrian Meronk		5/31/93	2016	11	2nd
	Phil Mickelson		6/16/70	1992	33	T6
	Sebastián Muñoz		1/4/93	2015	25	2nd
	Kevin Na		9/15/83	2001	33	T6
	Joaquin Niemann		11/7/98	2018	30	1st
	Andy Ogletree		4/3/98	2020	14	T3
	Louis Oosthuizen		10/19/82	2002	33	2nd
	Carlos Ortiz		4/24/91	2013	32	1st
	Mito Pereira		3/31/95	2015	25	2nd
	Pat Perez		3/1/76	1997	32	6th
	Thomas Pieters		1/27/92	2013	25	T5
	Ian Poulter		1/10/76	1995	33	T8
	David Puig		12/7/01	2022	28	T3
	Jon Rahm		11/10/94	2016	11	1st
	Patrick Reed		8/5/90	2011	32	2nd
	Kalle Samooja		1/25/88	2010	11	T14
	Charl Schwartzel		8/31/84	2002	33	1st
	Cameron Smith		8/18/93	2013	30	1st
	Brendan Steele		4/5/83	2005	25	1st
	Henrik Stenson		4/5/76	1998	30	1st
	Caleb Surratt		3/16/04	2024	11	T12
	Hudson Swafford		9/9/87	2011	19	31st
	Cameron Tringale		8/24/87	2009	30	5th
	Harold Varner III		8/15/90	2012	30	1st
	Peter Uihlein		8/29/89	2011	33	2nd
	Kieran Vincent		11/24/97	2022	11	T18
	Scott Vincent		5/20/92	2015	33	4th
	Bubba Watson		11/5/78	2002	25	10th
	Lee Westwood		4/24/73	1993	33	T3
	Matthew Wolff		4/14/99	2019	32	2nd



2024 COMPETITION FORMAT

At the core of LIV Golf regular-season tournaments are the simultaneous individual and team competitions that create the sport's most unique competition. As the LIV Golf League heads into its second full year, adjustments have been made to enhance the drama and build on the world-class fields that compete across the globe.

	PREVIOUS	NEW FOR 2024
FIELD SIZE	48 players 12 teams	54 players 13 teams plus 2 Wild Card independent players
COUNTING SCORE	Each team's top 3 scores counted for every round	Each team's top 3 scores count for rounds 1 and 2. All 4 scores will count for each team in the final round.
INDIVIDUAL POINTS DISTRIBUTION	Tiebreakers used to determine points distribution 1-48	Points for players finishing with the same score will be added up and distributed evenly. Tiebreakers will only be in effect to determine podium positions.
TOURNAMENT PODIUM FINISHERS	Playoff to determine tournament winner; tiebreakers to determine 2nd and 3rd	No change
SEASON-LONG INDIVIDUAL STANDINGS	Lock Zone: 1-24 Open Zone: 25-44 Drop Zone: 45 and below	Lock Zone: 1-24 Open Zone: 25-48 Drop Zone: 49 and below
TEAM CHAMPIONSHIP FIELD	All 12 teams seeded and competing	Teams will be seeded by their season-long points finish after the 13th event. The top 3 teams will receive first-round byes while the remaining 10 teams will compete in the head-to-head match-play Quarterfinals.

HOW IT WORKS

TEAM

- Team standings for the regular season will determine the seeds for the season-ending Team Championship
- The top three teams at the end of the regular season receive first-round byes
- Team points are awarded at each regular-season tournament to the top eight finishers

INDIVIDUAL

- Individual points earned throughout the season will be used to calculate the individual standings
- The highest-ranked player following the Individual Championship event will be named the 2024 Individual Champion
- The top three players at the end of the regular season will earn individual bonuses

LOCK ZONE

Players finishing in the top 24 at the end of the Individual Championship secure their 2025 spot in the LIV Golf League

OPEN ZONE

Players finishing 25-48 are open to potential trade, release or re-signing by their team

DROP ZONE

Players finishing 49 and below are relegated out of the LIV Golf League and qualify for LIV Golf Promotions

Note: 2024 Team Captains are exempt from relegation



TEAM STANDINGS

1	CRUSHERS	175.5 PTS	8	CLEEKSGC	68.5 PTS
2	LEGION XIII	160 PTS	9	RANGEGOATSGC	44.5 PTS
3	RIPPER	127 PTS	10	ACESGC	38 PTS
4	TORQUEGC	117 PTS	11	MajesticksGC	26 PTS
5	STINGERGC	104 PTS	12	HYFLYERSGC	20.83 PTS
6	FIREBALLSGC	100.83 PTS	13	IRON HEADSGC	7.33 PTS
7	SMASH	99.5 PTS	For tournament results, visit livgolf.com/standings-2024		

INDIVIDUAL STANDINGS

RANK	PLAYER	PTS	PRIZE (US\$)	RANK	PLAYER	PTS	PRIZE (US\$)
1	Niemann	189.40	14,233,666	29	Na	30.62	2,800,643
2	Rahm	165.17	10,504,821	30	Tringale	29.25	2,727,625
3	Hatton	143.49	10,440,595	31	Ogletree	29	2,432,833
4	Garcia	124.49	10,754,643	32	Kokrak	28.58	2,573,125
5	Oosthuizen	118.10	7,444,167	33	Pieters	26.52	2,483,000
6	Smith	116.66	7,574,583	34	Westwood	26	2,507,709
7	Burmester	95.90	8,101,881	35	Herbert	21.85	2,428,208
8	DeChambeau	91.16	5,209,167	36	Lee	21.40	1,928,625
9	Casey	88.66	5,572,917	37	Chacarra	18.67	2,155,375
10	Koepka	86.73	7,038,625	38	Kaymer	18.23	2,091,578
11	Gooch	84.13	5,518,036	39	Stenson	14.41	2,079,571
12	Ortiz	78.83	7,034,019	40	Jones	14.30	2,127,911
13	Johnson	76.31	6,827,619	41	Surratt	14.25	2,005,000
14	Ancer	75.89	6,744,500	42	Catlin	13.28	1,091,667
15	Meronk	67.24	4,940,000	43	Pereira	12	1,798,125
16	Wolff	63.83	4,537,834	44	Mickelson	11.93	1,826,333
17	Lahiri	59.75	4,813,750	45	Poulter	9.22	1,813,321
18	Leishman	57.34	4,500,375	46	Kozuma	8.40	1,617,625
19	Schwartzel	54.33	4,416,875	47	Vарner III	8.25	1,854,000
20	Reed	52.80	4,056,667	48	Perez	7.76	1,616,333
21	Steele	48.10	5,736,750	49	S Vincent	5.90	1,894,286
22	Bland	41.55	3,089,280	50	Canter	4.30	503,500
23	McDowell	35.75	2,841,487	51	Watson	3.66	1,655,625
24	Horsfield	35.03	3,975,917	52	Samooja	3.40	1,657,333
25	Muñoz	34.81	2,951,870	53	Grace	3.22	1,487,185
26	Uihlein	34.10	3,467,583	54	K Vincent	2.47	1,515,875
27	Howell III	34.08	2,188,571	55	Swafford	0	902,500
28	Puig	33.08	3,085,976	56	Kim	0	606,250



ABOUT

SCORECARD THE OLD WHITE AT THE GREENBRIER

HOLE	1	2	3	4	5	6	7	8	9	10	11	12	13	14	15	16	17	18	TOTAL
PAR	4	4	3	4	4	4	4	3	4	4	4	5	4	4	3	4	5	3	70
YARDS	449	485	208	430	388	475	390	236	413	382	484	570	496	395	216	507	615	160	7299
METERS	411	443	190	393	355	434	357	216	378	349	443	522	454	361	198	464	562	146	6676

MAP KEY

- ACCESSIBLE VIEWING
- ACCESSIBLE SHUTTLES
- BEVERAGES
- CROSSWALK
- FAMILY SERVICES
- FIRST AID
- FOOD & BEVERAGES
- FAN SERVICES
- FAN VIEWING DECK
- OFFICIAL MERCHANDISE
- PODIUM
- RESTROOMS
- SPECTATOR SHUTTLE
- VIDEO BOARD
- WATER/COOLING STATION

SCAN ME FOR INFO
PLAYER GROUPINGS, MAPS, SCHEDULE, LEADERBOARD @ THE GREENBRIER

SHOP OFFICIAL MERCHANDISE
@ THE GREENBRIER

SHUTTLES (ALL PARKING)

THE COURSE

THE OLD WHITE AT THE GREENBRIER

White Sulphur Springs, West Virginia

PAR

70

YARDAGE

7,299

- Designed by legendary architect Charles Blair Macdonald, The Old White opened for play in 1914
- Macdonald modeled several holes from some of the most famous in Europe, including holes from St Andrews and Prestwick in Scotland
- Macdonald's associate Seth Raynor returned in the 1920s to oversee updates to the course
- In addition to Bryson DeChambeau's win last year, three other current LIV Golf League members have experienced success at The Old White at other professional events – Danny Lee (2015), Kevin Na (2018) and Joaquin Niemann (2019)
- DeChambeau's 12-under 58 in the final round last year broke the previous professional low of 59 at The Old White
- The par-3 18th is the shortest hole on the course at 160 yards
- The 382-yard 10th hole is the shortest par 4 but not expected to be drivable
- The 507-yard 16th is the longest par 4 on the course but could be moved up to 418 yards
- The course utilizes Bentgrass for tees, fairways, greens and fringe/collars, with a projected green speed of 12

TOUGHEST HOLES

3rd
Par 3 | 208 yards
2023 stroke avg: 3.042

15th
Par 3 | 216 yards
2023 stroke avg: 3.042

EASIEST HOLE

12th
Par 5 | 570 yards
2023 stroke avg: 4.392

FIRST 100

The first round of LIV Golf Greenbrier marks the 100th competition day in LIV Golf history. Here are some notes on that significant milestone:

From the first tournament in London in 2022 to this week's event at Greenbrier, LIV Golf has played in **22** cities in **9** countries and **13** U.S. states and has traveled **138,034** miles between tournaments

85 Players representing **21** different countries have competed in at least one LIV Golf round

Entering Greenbrier, **93** regular-season stroke-play rounds have been played, along with **4** match-play rounds and **2** stroke-play rounds in the season-ending Team Championships



100 COMPETITION DAYS

MOST COUNTING SCORES

93 regular-season rounds have been played. Here are the players contributing the most counting scores for their teams:

- Scott Vincent 80**
- Brooks Koepka 79**
- Richard Bland 78**
- Talor Gooch 78**



SCORING BREAKDOWN

Of the first 99 rounds, 95 have been stroke-play (including the final round of the Team Championships). The cumulative scorecard for all players on those 95 rounds:

- 4,470** UNDER PAR
- 7** ACES
- 526** EAGLES
- 18,375** BIRDIES
- 52,819** PARS
- 11,598** BOGEYS
- 1,364** DOUBLE BOGEYS
- 199** OTHERS

ALL-TIME TEAM EARNINGS

Totals include regular season and Team Championship earnings from 2022 through 2024 LIV Golf UK by JCB

TEAM	TOTAL EARNINGS	WINS
4 Aces GC	\$45,000,000	7
Crushers GC	\$42,000,000	5
Fireballs GC	\$25,500,000	4
Ripper GC	\$22,750,000	3
Stinger GC	\$22,750,000	2
Torque GC	\$22,000,000	4
RangeGoats GC	\$19,750,000	1
Smash GC	\$18,500,000	2
Legion XIII	\$12,000,000	4
Cleeks GC	\$10,750,000	1
Majesticks GC	\$7,000,000	0
HyFlyers GC	\$4,250,000	0
Iron Heads GC	\$2,750,000	0

TOP OF THE PODIUM

20 DIFFERENT PLAYERS HAVE WON INDIVIDUAL TITLES

10 DIFFERENT TEAMS HAVE WON TEAM TITLES

THE FINAL GROUP

One of the key elements of LIV Golf is the Shotgun Start, in which all players tee off at the same time. There is one exception, however. For the final round, the top three players on the leaderboard start 11 minutes after the rest of the field, teeing off on hole No. 1 in the Final Group.

MOST APPEARANCES

- 7** **Dustin Johnson**
- 6** **Talor Gooch, Brooks Koepka**
- 4** **Bryson DeChambeau, Sergio Garcia, Cameron Smith, Charl Schwartzel, Peter Uihlein**

- 42 different players have teed off in the Final Group; 39 of those players are in this week's field at Greenbrier.
- Of the first 31 regular-season tournaments, the eventual winner has played in the Final Group 26 times.
- 2 of the 5 winners not in the Final Group teed off in the earlier group off hole No. 1, while 2 others won on the 18th hole via playoff.
- The only winner who did not finish or win on the 18th hole is Bryson DeChambeau at 2023 LIV Golf Chicago. He started on the 4th hole, ended on the 3rd hole and rallied from 7 strokes down to win. That ties Sergio Garcia at 2024 LIV Golf Andalucía for the biggest final-round rally by any LIV Golf winner.

MOST ROUNDS PLAYED

Three players are scheduled to compete in their 99th LIV Golf round Friday in Greenbrier. No player has competed in all 100 rounds.

99 **Richard Bland**
Matt Jones
Peter Uihlein

LOWEST SCORES

- 58** Bryson DeChambeau, 2023 Greenbrier, Rd. 3
- 59** Joaquin Niemann, 2024 Mayakoba, Rd. 1

LOWEST WINNING TOTAL

INDIVIDUAL

23 under, Bryson DeChambeau, 2023 Greenbrier (won by 6 strokes)

TEAM

53 under, Ripper GC, 2024 Adelaide (won via playoff over Stinger GC)

THE COURSES

22 courses have hosted LIV Golf tournaments in the first 100 competition days. Here are the number of rounds each course has hosted in those 100 days.

9 Royal Greens (Jeddah)
Trump National Doral (Miami)

6 Centurion (London)
Trump National Bedminster (Bedminster)
Rich Harvest Farms (Chicago)
El Camaleon (Mayakoba)
The Grange (Adelaide)
Sentosa (Singapore)
Valderrama (Andalucía)

4 The Old White (Greenbrier)
(including this week's Round 1, the 100th day)



3 Pumpkin Ridge (Portland)
International (Boston)
Stonehill (Bangkok)
The Gallery (Tucson)
Orange County National (Orlando)
Cedar Ridge (Tulsa)
Trump National Washington DC (DC)
Las Vegas CC (Las Vegas)
Hong Kong GC (Hong Kong)
Golf Club of Houston (Houston)
The Grove (Nashville)
JCB (UK)

ABOUT THE FIRST 100

"We've come a long ways the last two years, and we're building momentum. We are not where we want to be. But we are on our way, and we've come a long way."

- Phil Mickelson



"I couldn't be more excited; these 100 days have been incredible. The journey has been awesome and I'm excited to continue this progress and see what we can provide for the world of golf."

- Bryson DeChambeau



"I think every team has been tasked with a go-forward plan; what does three, five, 10 years look like, and it's definitely in that window of 'Don't think small, think big.'"

- Ian Poulter



LARGEST LEADS

INDIVIDUAL

RD.	SHOTS	PLAYER	EVENT
1	5	Joaquin Niemann	2024 Mayakoba
2	10	Talor Gooch	2023 Adelaide
3	7	Cameron Smith	2023 Bedminster

TEAM

RD.	SHOTS	TEAM	EVENT
1	6	Stinger GC	2022 London 2023 Tulsa
2	7	Stinger GC	2022 London 2024 Jeddah
		Fireballs GC	2022 Bangkok
3	14	Stinger GC	2022 London

ALL-TIME STREAKS

ROUNDS UNDER PAR	20, Bryson DeChambeau
ROUNDS IN THE 60s	13, Dean Burmester
PAR OR BETTER HOLES	72, James Piot
PAR 3 PAR OR BETTER	70, Patrick Reed
PAR 4 PAR OR BETTER	56, James Piot
PAR 5 PAR OR BETTER	133, Ian Poulter

BIRDIES OR BETTER SAME ROUND 6, Louis Oosthuizen (2023 Tucson, Rd.1), Sebastián Muñoz (2024 Mayakoba, Rd.1), Jason Kokrak (2023 Adelaide, Rd. 3)

CONSECUTIVE ONE-PUTTS 14, Matt Jones

CONSECUTIVE 3-PUTT AVOIDANCE 298, Abraham Ancer

CONSECUTIVE SAND SAVES 19, Cameron Smith

CONSECUTIVE SCRAMBLING 23, Ian Poulter





TEAM NOTES

Teams listed in alphabetical order. Players listed with current Individual points standings.



- 13** Dustin Johnson ^Q
- 20** Patrick Reed
- 47** Harold Varner III
- 48** Pat Perez

Finished 10th in UK ... Team's only podium result this season was a runner-up finish in Las Vegas in Week 2 ... Varner and Perez hold the last two spots just above the Drop Zone ... Team finished last at 2023 Greenbrier.




- 15** Adrian Meronk
- 22** Richard Bland
- 38** Martin Kaymer ^Q
- 52** Kalle Samooja

Finished 11th in UK, ending a streak of 5 consecutive points finishes ... Bland has finished with points (top 24) in 8 consecutive starts ... Bland's score has counted in every round except one ... Team finished 7th at 2023 Greenbrier and Bland was T3.





- 8** Bryson DeChambeau ^Q
- 9** Paul Casey
- 17** Anirban Lahiri
- 27** Charles Howell III

Finished T3 in UK, the team's sixth podium finish this season ... Casey's 5th in UK is his fifth top-10 this season ... Howell scheduled to return after missing 4 starts ... DeChambeau made 21 birdies in shooting 61-58 on weekend to win 2023 Greenbrier ... Team finished 2nd last year.



- 4** Sergio Garcia ^Q
- 14** Abraham Ancer
- 28** David Puig
- 37** Eugenio Chacarra

Finished T5 in UK ... Team has finished with points (top 8) in all but one tournament this season ... Team ranks 2nd in league in birdies made ... Garcia has five consecutive top-20 finishes ... Ancer, Puig competed in the Olympics ... Team finished 5th at 2023 Greenbrier.



- 21** Brendan Steele
- 30** Cameron Tringale
- 31** Andy Ogletree
- 44** Phil Mickelson ^Q

Finished T7 in UK, team's best result in its last five starts ... Ogletree was 36-hole leader in UK and finished T6 ... Tringale also was T6, first time this season two HyFlyers finished top 10 in same tournament ... Team finished 4th at 2023 Greenbrier.



- 29** Kevin Na ^Q
- 36** Danny Lee
- 46** Jinichiro Kozuma
- 49** Scott Vincent

Finished 12th in UK ... Vincent's T16 is his best result this season and his second consecutive top-20 finish ... Vincent is 49th in points and currently in the Drop Zone ... Lee (2015) and Na (2018) have previous pro wins at Greenbrier ... Team finished 10th at 2023 Greenbrier.



LEGION XIII



- 2** Jon Rahm ^{GC}
- 3** Tyrrell Hatton
- 41** Caleb Surratt
- 54** Kieran Vincent

Won UK for the team's league-leading 4th win of the season ... Rahm won his first LIV Golf individual title and has finished top 10 in his 10 completed events ... Hatton's T2 is his third consecutive podium finish; he remains the only player to finish with points in every start.

Majesticks ^{GC}



- 24** Sam Horsfield
- 34** Lee Westwood ^{GC}
- 39** Henrik Stenson ^{GC}
- 45** Ian Poulter ^{GC}

Finished 13th in UK, the team's fourth 13th-place finish this season ... Horsfield currently occupies the 24th and final spot in the Lock Zone for next season ... Stenson ranks 3rd in league in fairways hit ... Team finished 8th at 2023 Greenbrier.



- 16** Matthew Wolff
- 26** Peter Uihlein
- 33** Thomas Pieters
- 51** Bubba Watson ^{GC}

Finished T7 in UK, team's first points finish in its last four starts ... Wolff's T6 is his first top-10 in last six starts ... Uihlein's T14 is his best result in his last nine starts ... Uihlein comes off last week's International Series England win ... Team finished 6th at 2023 Greenbrier.



- 6** Cameron Smith ^{GC}
- 18** Marc Leishman
- 35** Lucas Herbert
- 40** Matt Jones

Finished 2nd in UK, team's fourth podium result this season ... Smith's T2 is his third runner-up finish in 2024 ... Jones' T24 is his first points finish in his last 5 starts ... Leishman (WD in UK) expected to return from appendicitis ... Team finished 11th at 2023 Greenbrier.



- 10** Brooks Koepka ^{GC}
- 11** Talor Gooch
- 23** Graeme McDowell (susp.)
- 32** Jason Kokrak
- 42** John Catlin

Finished T3 in UK, team's fourth podium result this season ... Gooch's T6 is his fifth top-10 in 2024 ... Team is a cumulative 100 under in Round 2 ... Catlin to make 5th start as reserve and 1st for Smash ... Team finished 9th at 2023 Greenbrier.



- 5** Louis Oosthuizen ^{GC}
- 7** Dean Burmester
- 19** Charl Schwartzel
- 53** Branden Grace

Finished T5 in UK ... Oosthuizen's T6 is his sixth top-10 result this season ... Schwartzel's T11 is his best result in his last five starts ... Team leads league in scrambling ... Grace has not finished with points in his last 8 starts ... Team finished 3rd at 2023 Greenbrier.



- 1** Joaquin Niemann ^{GC}
- 12** Carlos Ortiz
- 25** Sebastián Muñoz
- 43** Mito Pereira

Finished 9th in UK, the team's first non-points finish this season ... Niemann's T2 is his third consecutive top-10 and his ninth overall ... Muñoz has finished with points in 5 consecutive starts ... Niemann, Pereira and Ortiz competed in the Olympics ... Team won the 2023 Greenbrier.

WILD CARDS

- 55** Hudson Swafford
- 56** Anthony Kim

Both Wild Card players will be seeking their first points of the season in Greenbrier ... Kim finished T46 in UK ... Swafford finished 53rd in UK.



2024 TEAM STATISTICS

COUNTING SCORES

TEAM	TOTAL	RD. 1	RD. 2	RD. 3
Crushers	-264	-87	-98	-79
Torque	-255	-94	-84	-77
Legion XIII	-248	-85	-99	-64
Fireballs	-223	-88	-77	-58
Ripper	-208	-66	-90	-52
Smash	-208	-55	-100	-53
Stinger	-205	-88	-74	-43
Cleeks	-184	-76	-71	-37
4Aces	-163	-64	-69	-30
RangeGoats	-147	-50	-72	-25
HyFlyers	-120	-45	-72	-3
Majesticks	-95	-28	-58	-9
Iron Heads	-89	-67	-43	+21

PODIUMS AND PRIZE MONEY

TEAM	1st	2nd	3rd	PRIZE (USD)
Legion XIII	●●●●			12,000,000
Crushers	●●●	●●●	●	10,750,000
Ripper	●●	●	●	8,000,000
Fireballs	●	●●	●	5,000,000
Smash	●	●	●●	4,750,000
Cleeks	●	●		4,000,000
Stinger		●●	●●	4,000,000
Torque		●	●●	2,500,000
RangeGoats		●	●	2,000,000
4Aces		●		1,500,000
HyFlyers			●	500,000
Majesticks				
Iron Heads				

SEASON BESTS

COUNTING SCORE

ROUND & SCORE	TEAM & EVENT
Round 1: -20	Torque (Adelaide)
Round 2: -20	Legion XIII (Nashville)
Round 3: -24	Stinger (Adelaide)
Tournament: -53	Ripper, Stinger (Adelaide)

BIGGEST RD. 3 COMEBACK

CRUSHERS GC (Jeddah) strokes

BIGGEST LEADS

	TEAM & EVENT	STROKES
18 holes	Torque (Mayakoba)	5
	RangeGoats (Miami)	5
36 holes	Stinger (Jeddah)	7
54 holes/win	Smash (Las Vegas)	7

STATS RANKINGS

Each team's rankings in these statistical categories through 11 events

TEAM	PTS	FW HIT	DRIVING DISTANCE	GRN/REG	SCRMBLG	PUTTS	BIRDIES
CRUSHERS	1	1	5	1	2	11	4
LEGION XIII	2	10	2	3	6	2	1
RIPPER	3	12	T9	12	3	1	5
TORQUE	4	8	3	2	7	5	3
STINGER	5	4	8	5	1	10	10
FIREBALLS	6	3	4	7	8	T3	2
SMASH	7	2	T9	4	5	12	9
CLEEKES	8	7	11	6	10	8	6
RANGEGOATS	9	13	1	10	11	6	7
4ACES	10	6	7	9	4	T3	11
MAJESTICKS	11	5	13	8	13	13	12
HYFLYERS	12	11	6	11	12	7	8
IRON HEADS	13	9	12	13	9	9	13



INDIVIDUAL RANKINGS

Through 11 events (6 starts minimum)

FAIRWAYS HIT

PLAYER	% HIT
1. Abraham Ancer	68.18%
S 2. Louis Oosthuizen	67.05%
3. Henrik Stenson	66.88%

GREENS IN REG.

PLAYER	% HIT
1. Jon Rahm	73.84%
2. Paul Casey	73.06%
3. Richard Bland	72.73%

PUTTING AVERAGE

PLAYER	AVERAGE
1. Cameron Smith	1.51
S 2. Louis Oosthuizen	1.53
3. Tyrrell Hatton	1.53

DRIVING DISTANCE

PLAYER	YARDS AVG
1. Bryson DeChambeau	319.7
2. Joaquin Niemann	317.9
3. Matthew Wolff	316.9

SCRAMBLING

PLAYER	% HIT
S 1. Louis Oosthuizen	74.01%
2. Marc Leishman	69.66%
3. Patrick Reed	69.57%

MOST BIRDIES

PLAYER	# BIRDIES
1. Joaquin Niemann	162
2. Jon Rahm	161
3. Tyrrell Hatton	159

MOST EAGLES

PLAYER	# EAGLES
1. Joaquin Niemann	9
2. Bryson DeChambeau	8
3. Matthew Wolff	7

MOST PODIUMS

Top 3 finishes (including ties)

PLAYER	# PODIUMS
Joaquin Niemann	5
Jon Rahm	4
S Dean Burmester	3
Sergio Garcia	3
Tyrrell Hatton	3
Cameron Smith	3

MOST COUNTING SCORES


(Out of a possible 33)

PLAYER	# SCORES
Tyrrell Hatton	33
Patrick Reed	32
Richard Bland	32
Jon Rahm	31
Joaquin Niemann	31
Talor Gooch	31
Cameron Tringale	30
S Louis Oosthuizen	30
Kevin Na	30
Sebastián Muñoz	30
S Dean Burmester	30

MOST TOP 10s

(including ties)

PLAYER	# TOP 10s
Jon Rahm	10
Joaquin Niemann	9
Tyrrell Hatton	6
S Louis Oosthuizen	6
Cameron Smith	6
Paul Casey	5
Bryson DeChambeau	5
Talor Gooch	5





HOW THE WINNERS FARED

Tournament statistical ranking for each 2024 individual champion

WINNER/ TOURNAMENT	FW HIT	DRIV. DIST.	GIR	SCRAMBLING	PUTTING AVG.
Niemann/Mayakoba	T2	2	1	T38	T20
Johnson/Las Vegas	T37	10	T10	11	5
Niemann/Jeddah	T41	12	T8	4	T9
Ancer/Hong Kong	10	47	T13	T12	T7
Burmester/Miami	T42	T5	4	19	T14
Steele/Adelaide	T3	49	2	32	T21
Koepka/Singapore	T4	28	T5	1	T5
Ortiz/Houston	T8	4	1	T12	T29
Hatton/Nashville	T20	T15	T2	T32	T4
Garcia/Andalucía	T8	36	T7	2	T19
Rahm/UK	T23	15	T3	T3	T24

TOURNAMENT STATS LEADERS

TOURNAMENT	FW HIT	DRIV. DIST.	GIR	SCRAMBLING	PUTTING AVG.
Mayakoba	Koepka	DeChambeau	Niemann	Garcia	Howell
Las Vegas	Poulter	Wolff	Bland	Wolff, Rahm, Muñoz	Uihlein
Jeddah	Grace	Burmester	Grace	Schwartzel, Burmester	Smith
Hong Kong	Na, Leishman	DeChambeau	Casey, Ortiz, Na, Bland, Horsfield	Casey	Kim
Miami	Watson, Wolff	Wolff	Bland, Tringale	DeChambeau	Hatton, Oosthuizen
Adelaide	Oosthuizen	Puig	Koepka	Schwartzel	Niemann
Singapore	Garcia	Niemann	Niemann	Koepka	K. Vincent
Houston	Koepka	DeChambeau	Ortiz	Stenson	Reed
Nashville	DeChambeau	Wolff	Surratt	Westwood	Bland
Andalucía	Catlin	Uihlein	Rahm	Smith	Leishman
UK	Muñoz	Wolff	Hatton	Oosthuizen	Gooch, Poulter, Reed



STROKES GAINED LEADERS

Through 11 events (6 starts minimum)

CATEGORY	PLAYER	STROKES
Total	Jon Rahm	+2.23
Off The Tee	Jon Rahm	+1.03
Off The Tee Par 3	Henrik Stenson, Mito Pereira	+0.33
Approach Long	Matt Jones	+0.21
Approach Medium	Joaquin Niemann	+0.41
Approach Short	Peter Uihlein	+0.52
Around The Green	Cameron Smith	+0.50
On The Green	Cameron Smith	+1.11



ALL-TIME RECORDS

Updated through LIV Golf UK by JCB

LOWEST ROUNDS IN LIV GOLF HISTORY

- 58** Bryson DeChambeau (-12), Rd. 3, 2023 Greenbrier
- 59** Joaquin Niemann (-12), Rd. 1, 2024 Mayakoba
- 61** Branden Grace (-9), Rd. 1, 2023 Tulsa
- 61** Cameron Smith (-9), Rd. 3, 2023 Tulsa
- 61** Harold Varner III (-9), Rd. 3, 2023 Tulsa
- 61** Matthew Wolff (-9), Rd. 1, 2023 Greenbrier
- 61** Bryson DeChambeau (-9), Rd. 2, 2023 Greenbrier

LOWEST ROUNDS RELATIVE TO PAR

- 12** Bryson DeChambeau (58), Rd. 3, 2023 Greenbrier
- 12** Joaquin Niemann (59), Rd. 1, 2024 Mayakoba
- 10** Talor Gooch (62), Rd. 1, 2023 Adelaide
- 10** Talor Gooch (62), Rd. 2, 2023 Adelaide

2024 MEDIA GUIDE



The 2024 LIV Golf Media Guide – an inaugural compilation of information about the league, teams and players, records and results and more – is now available.

Please visit the LIV Golf Media Hub to access the media guide.

livgolffmediahub.com/mediaguide

PLAYOFFS

EVENT	OUTCOME
2022 Boston	Dustin Johnson def. Anirban Lahiri, Joaquin Niemann on 1st playoff hole
2022 Jeddah	Brooks Koepka def. Peter Uihlein on 3rd playoff hole
2023 Tucson	Danny Lee def. Louis Oosthuizen, Brendan Steele, Carlos Ortiz on 3rd playoff hole
2023 Singapore	Talor Gooch def. Sergio Garcia on 1st playoff hole
2023 Tulsa	Dustin Johnson def. Cameron Smith, Branden Grace on 1st playoff hole
2023 Jeddah	Brooks Koepka def. Talor Gooch on 2nd playoff hole
2024 Mayakoba	Joaquin Niemann def. Sergio Garcia on 4th playoff hole
2024 Hong Kong	Abraham Ancer def. Cameron Smith, Paul Casey on 1st playoff hole
2024 Miami	Dean Burmester def. Sergio Garcia on 2nd playoff hole
2024 Adelaide	Ripper GC (Smith, Leishman) def. Stinger GC (Oosthuizen, Burmester) on 2nd playoff hole
2024 Andalucia	Fireballs GC (Ancer, Puig) def. Crushers GC (DeChambeau, Casey) on 1st playoff hole
2024 Andalucia	Sergio Garcia def. Anirban Lahiri on 2nd playoff hole

ACES

PLAYER	EVENT	RD., HOLE
Matthew Wolff	2022 Boston	Rd. 1, Hole 2
Chase Koepka	2023 Adelaide	Rd. 3, Hole 12
Laurie Canter	2023 Singapore	Rd. 3, Hole 17
Richard Bland	2024 Mayakoba	Rd. 3, Hole 8
Joaquin Niemann	2024 Hong Kong	Rd. 3, Hole 8
Kalle Samooja	2024 Hong Kong	Rd. 3, Hole 2
John Catlin	2024 UK	Rd. 2, Hole 17

BIGGEST LEADS INDIVIDUAL

AFTER 18

Joaquin Niemann: 5 shots, 2024 Mayakoba

AFTER 36

Talor Gooch: 10 shots, 2023 Adelaide

AFTER 54

Cameron Smith: 7 shots, 2023 Bedminster



FIELD BREAKDOWN

A look at the 54 active LIV Golf players

621

TOTAL WINS

WINS

Career worldwide wins of professional tournaments

PLAYER	WINS
Phil Mickelson	57
Lee Westwood	44
Sergio Garcia	37 (LIV 1)
Dustin Johnson	31 (LIV 3)
Martin Kaymer	23
Henrik Stenson	22 (LIV 1)
Paul Casey	21
Jon Rahm	21 (LIV 1)
Brooks Koepka	20 (LIV 4)
Anirban Lahiri	18
Ian Poulter	17
Graeme McDowell	16
Louis Oosthuizen	16
Charl Schwartzel	16 (LIV 1)
Branden Grace	15 (LIV 1)
Bubba Watson	14
Bryson DeChambeau	13 (LIV 2)
Marc Leishman	13
Dean Burmester	12 (LIV 1)
Joaquin Niemann	12 (LIV 2)
Kalle Samooja	12
Cameron Smith	12 (LIV 3)
Tyrrell Hatton	11 (LIV 1)
Jason Kokrak	11
Brendan Steele	11 (LIV 1)
Mito Pereira	10
Kevin Na	9

PLAYER	WINS
Patrick Reed	9
Carlos Ortiz	8 (LIV 1)
Thomas Pieters	7
Abraham Ancer	6 (LIV 1)
Talor Gooch	5 (LIV 3)
Adrian Meronk	5
Hudson Swafford	5
Scott Vincent	5
Richard Bland	4
Lucas Herbert	4
Charles Howell III	4 (LIV 1)
Matt Jones	4
Anthony Kim	4
Jinichiro Kozuma	4
Danny Lee	4 (LIV 1)
Sebastián Muñoz	4
Pat Perez	4
Peter Uihlein	4
Sam Horsfield	3
Andy Ogletree	3
Harold Varner III	3 (LIV 1)
Eugenio Chacarra	2 (LIV 1)
David Puig	2
Kieran Vincent	2
Cameron Tringale	1
Matthew Wolff	1
Caleb Surratt	0

UNIVERSITIES

UNIVERSITY	ALUMNI
Alabama-Birmingham	McDowell
Arizona State	Casey, Jones, Mickelson, Perez, Puig, Rahm
Augusta State	Reed
California-Riverside	Steele
Coastal Carolina	Johnson
East Carolina	Varner III
East Tennessee State	Meronk
Florida	Horsfield
Florida State	Koepka
Georgia	Swafford, Watson
Georgia Tech	Ogletree, Tringale
Illinois	Pieters
Liberty	K. Vincent
North Texas	Muñoz, Ortiz
Oklahoma	Ancer, Kim
Oklahoma State	Chacarra, Howell III, Gooch, Uihlein, Wolff
SMU	DeChambeau
Tennessee	Surratt
Texas Tech	Pereira
Virginia Tech	S. Vincent
Xavier	Kokrak

21

 REPRESENTED UNIVERSITIES



FIELD BREAKDOWN

OLYMPIANS

21 LIV Golf League members have represented their countries since golf was reinstated as an Olympic sport in 2016

RIO 2016

PLAYER	PLACE
Henrik Stenson, Sweden	2 (silver)
Thomas Pieters, Belgium	4
Bubba Watson, USA	T8
Sergio Garcia, Spain	T8
Patrick Reed, USA	T11
Martin Kaymer, Germany	T15
Danny Lee, New Zealand	T27
Anirban Lahiri, India	57

TOKYO 2020

PLAYER	PLACE
Paul Casey, United Kingdom	T4
Sebastián Muñoz, Colombia	T4
Mito Pereira, Chile	T4
Joaquin Niemann, Chile	T10
Cameron Smith, Australia	T10
Abraham Ancer, Mexico	T14
Thomas Pieters, Belgium	T16
Scott Vincent, Zimbabwe	T16
Patrick Reed, USA	T22
Anirban Lahiri, India	T42
Kalle Samooja, Finland	T45
Carlos Ortiz, Mexico	T42
Marc Leishman, Australia	T51
Adrian Meronk, Poland	T51

PARIS 2024

PLAYER	PLACE
Jon Rahm, Spain	T5
Joaquin Niemann, Chile	T9
Carlos Ortiz, Mexico	T26
Abraham Ancer, Mexico	T35
David Puig, Spain	T40
Mito Pereira, Chile	T45
Adrian Meronk, Poland	T49

TEAMS WITH PLAYERS FROM SAME COUNTRY

TEAM	COUNTRY
4Aces GC	United States
HyFlyers GC	United States
Ripper GC	Australia
Stinger GC	South Africa

NATIONAL TEAM APPEARANCES

29 LIV Golf League members have competed in a Ryder Cup or Presidents Cup.

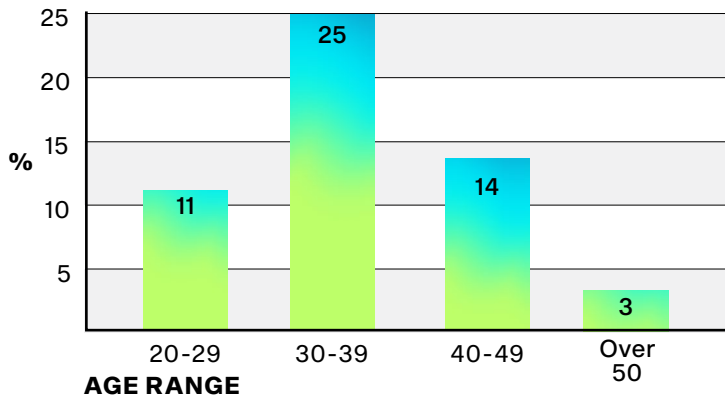
PLAYER	APPEARANCES
Phil Mickelson, USA	24
Lee Westwood, Europe	11
Sergio Garcia, Europe	10
Dustin Johnson, USA	9
Ian Poulter, Europe	7
Patrick Reed, USA	6
Bubba Watson, USA	6
Paul Casey, Europe	5
Brooks Koepka, USA	5
Henrik Stenson, Europe	5
Martin Kaymer, Europe	4
Marc Leishman, International	4
Graeme McDowell, Europe	4
Louis Oosthuizen, International	4
Charl Schwartzel, International	4
Bryson DeChambeau, USA	3
Branden Grace, International	3
Tyrrell Hatton, Europe	3
Jon Rahm, Europe	3
Charles Howell III, USA	2
Anthony Kim, USA	2
Anirban Lahiri, International	2
Abraham Ancer, International	1
Danny Lee, International	1
Sebastián Muñoz, International	1
Joaquin Niemann, International	1
Mito Pereira, International	1
Thomas Pieters, Europe	1
Cameron Smith, International	1



FIELD BREAKDOWN

A look at the 54 active players for the 2024 LIV Golf League

AGES (CURRENT)



AGE OF 2024 WINNERS

(AT TIME OF VICTORY)

WINNER	EVENT	AGE
Joaquin Niemann	Mayakoba	25
Dustin Johnson	Las Vegas	39
Joaquin Niemann	Jeddah	25
Abraham Ancer	Hong Kong	33
Dean Burmester	Miami	34
Brendan Steele	Adelaide	41
Brooks Koepka	Singapore	34
Carlos Ortiz	Houston	33
Tyrrell Hatton	Nashville	32
Sergio Garcia	Andalucía	44
Jon Rahm	UK	29

YOUNGEST PLAYER
CALEB SURRATT
20



OLDEST PLAYER
PHIL MICKELSON
54



AVERAGE TEAM AGE

(AT START OF SEASON)

TEAM	AVG AGE
Legion XIII	29.00
Torque GC	29.00
Fireballs GC	30.25
Iron Heads GC	33.25
Range Goats GC	34.00
Ripper GC	35.25
Smash GC	36.75
Stinger GC	37.25
4Aces GC	38.00
Cleeks GC	38.50
HyFlyers GC	38.50
Crushers GC	39.00
Majesticks GC	43.00

COUNTRIES

18
REPRESENTED
COUNTRIES

COUNTRY	PLAYERS
USA	20
England	6
Australia	4
South Africa	4
Spain	4
Chile	2
Mexico	2
Zimbabwe	2
Belgium	1

COUNTRY	PLAYERS
Colombia	1
Finland	1
Germany	1
India	1
Japan	1
New Zealand	1
Northern Ireland	1
Poland	1
Sweden	1



MAJORS WON

MASTERS

PLAYER	YEAR
Mickelson	2004
Mickelson	2006
Mickelson	2010
Schwartzel	2011
Watson	2012
Watson	2014
Garcia	2017
Reed	2018
Johnson	2020
Rahm	2023

PGA CHAMPIONSHIP

PLAYER	YEAR
Mickelson	2005
Kaymer	2010
B. Koepka	2018
B. Koepka	2019
Mickelson	2021
B. Koepka	2023

THE OPEN

PLAYER	YEAR
Oosthuizen	2010
Mickelson	2013
Stenson	2016
Smith	2022

2024 MAJORS

RESULTS

MASTERS	DeChambeau T6, Smith T6, Hatton T9, Reed T12, Niemann T22, Mickelson T43, Koepka T45, Rahm T45. MC - Garcia, Johnson, Meronk, Schwartzel, Watson
PGA CHAMPIONSHIP	DeChambeau 2, Burmester T12, Koepka T26, Niemann T39, Johnson T43, Herbert T43, Reed T53, Gooch T60, Hatton T63, Smith T63, Kaymer T73. MC – Rahm, Meronk, Puig, Mickelson, Ogletree
U.S. OPEN	DeChambeau 1🏆, Garcia T12, Koepka T26, Hatton T26, Smith T32, Puig 66, Kaymer T64, Burmester 69. MC – Johnson, Meronk, Mickelson, Chacarra. WD – Rahm.
OPEN CHAMPIONSHIP	Rahm T7, Catlin T16, Burmester T19, Johnson T31, Koepka T43, Meronk T50, Niemann T58, Ancer T58, Mickelson T60, Ogletree 79. MC – Stenson, Oosthuizen, Horsfield, Hatton, DeChambeau, Smith, Puig.

U.S. OPEN

PLAYER	YEAR
McDowell	2010
Kaymer	2014
Johnson	2016
B. Koepka	2017
B. Koepka	2018
DeChambeau	2020
Rahm	2021
DeChambeau	2024

28 TOTAL MAJOR WINS **14** MAJOR CHAMPIONS

TOTAL MAJORS WON

PLAYER	MAJORS WON
Phil Mickelson	6
Brooks Koepka	5
Bryson DeChambeau	2
Dustin Johnson	2
Martin Kaymer	2
Jon Rahm	2
Bubba Watson	2
Sergio Garcia	1
Graeme McDowell	1
Louis Oosthuizen	1
Patrick Reed	1
Charl Schwartzel	1
Cameron Smith	1
Henrik Stenson	1



2024 SCHEDULE

MAYAKOBA

February 2-4
El Camaleón Golf Course
Mexico

LAS VEGAS

February 8-10
Las Vegas Country Club
USA

JEDDAH

March 1-3
Royal Greens Golf & Country Club
Saudi Arabia

HONG KONG

March 8-10
Hong Kong Golf Club
Hong Kong

MIAMI

April 5-7
Trump National Doral
USA

ADELAIDE

April 26-28
The Grange Golf Club
Australia

SINGAPORE

May 3-5
The Serapong at Sentosa
Singapore

HOUSTON

June 7-9
Golf Club of Houston
USA

NASHVILLE

June 21-23
The Grove
USA

ANDALUCÍA

July 12-14
Real Club Valderrama
Spain

UNITED KINGDOM

July 26-28
JCB Golf & Country Club
England

GREENBRIER

August 16-18
The Old White at the Greenbrier
USA

CHICAGO

INDIVIDUAL CHAMPIONSHIP
September 13-15
Bolingbrook Golf Club
USA

DALLAS

TEAM CHAMPIONSHIP
September 20-22
Maridoe Golf Club
USA

